









CONFERENCE SUITE ROOM CAPACITIES

		BOLERO SUITE				PLATINUM SUITE			ARENA	ADDITIONAL ROOMS	
		Bolero Suite	Syndicate 1	Syndicate 2	Syndicate 3	Platinum Suite	Platinum A	Platinum B	Arena	Encore Bar	VIP Bar
Caberet		150	60	40	40	80	20	40	1000	60	*
Theatre		250	60	60	60	150	40	60	8000	80 #	*
Boardroom		35	30	20	20	35 #	20	30	*	*	12
Standing		300	60	60	60	220	60	60	4000	250	60
Horseshoe (Chairs)		60	30	30	*	30	60	*	*	*	
Horseshoe (Tables)		20	15	15	*	15	20	*	*	*	
Classroom		100	50	25	25	80	30	50	*	*	*
Exam		120	60	30	30	85	40	40	*	*	*
Floor Space		295m2	152m2	72m2	72m2	224m2	74m2	147m2	2100m2	153m2	65m2

CAPACITY FIGURES ARE BASED ON A SAMPLE EVENT AND WILL BE ASSESSED BASED ON YOUR SPECIFIC REQUIREMENTS

* configuration not recommended for this room

can be increased dependant on room set up and configuration